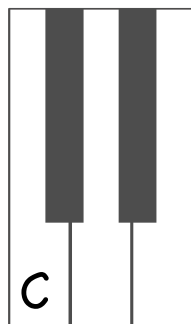
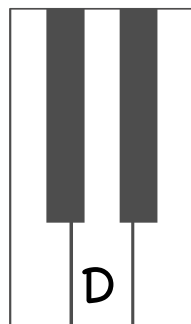


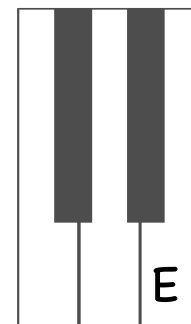
We can also use the **black keys** to help identify/ find the letter names of the **white keys** because the pattern of two and three **black key** groups repeat over and over.



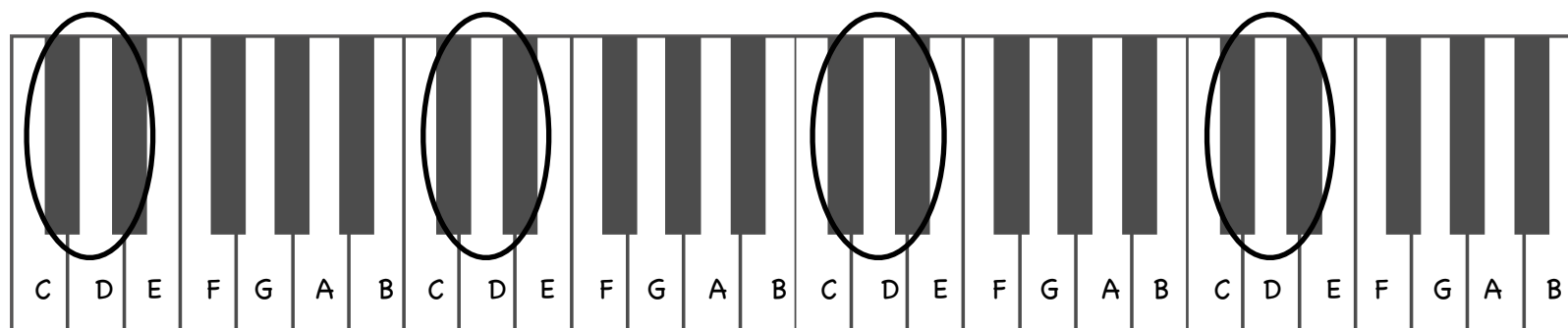
Notice how "C" can be found to the left of the 2 **black keys**.



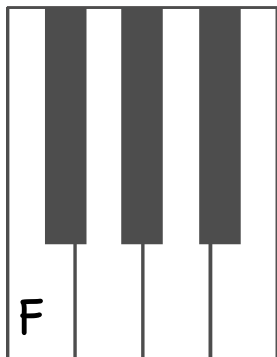
Notice how "D" can be found at in the middle of the 2 **black keys**.



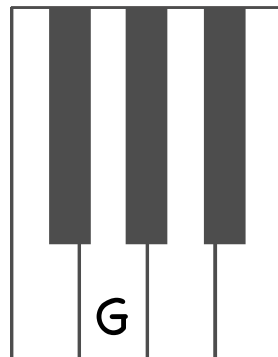
Notice how "E" can be found to the right of the 2 **black keys**.



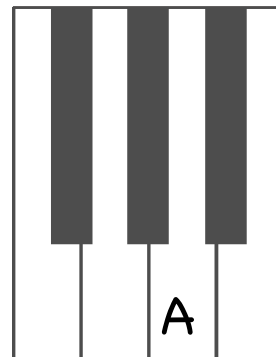
Check out what we just learned on the keyboard above!



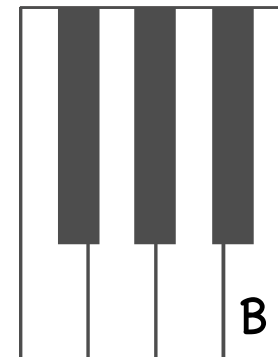
Notice how "F" can be found to the left of the **3 black keys**.



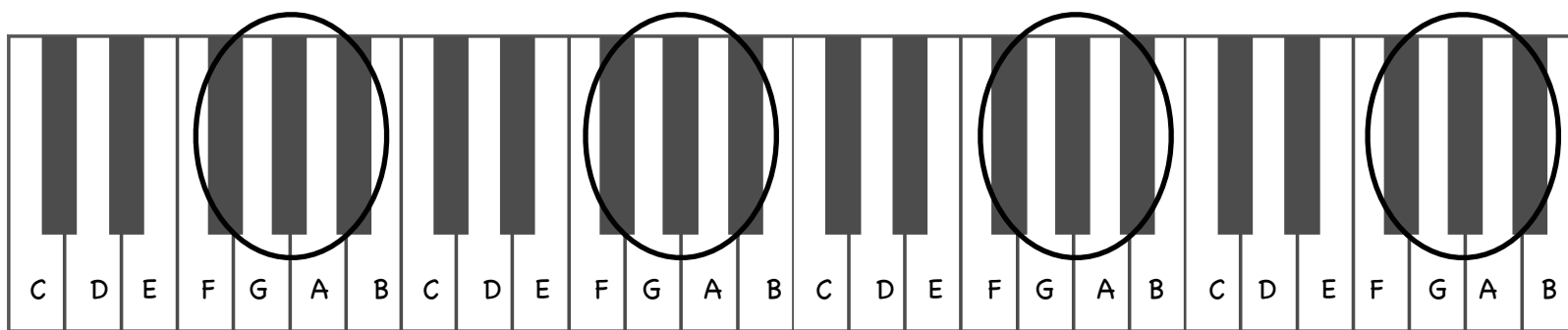
Notice how "G" can be found to the left of the middle black key of the **3 black keys**.



Notice how "A" can be found to the right of the middle black key of the **3 black keys**.



Notice how "B" can be found to the right of the **3 black keys**.



Check out what we just learned on the keyboard above!

On the pianos below identify/ name the **white keys**. Try using our different techniques to fill them out: find a note you know and use the **music alphabet** to figure out the rest, OR use the groups of **black keys** to identify the **white keys**.

